



## MANUALS & DOCUMENTS

SPARE PARTS

### SET 5

#### HANGER M068 + NUT

REF. 099.00055

SUMMUM ALLOY	2021-2023
SUPERFOXY ALLOY	2021-2023
FOXY CARBON	2019-2021
FOXY ALLOY	2020-2023
F-PODIUM	2020
LEVEL	2020-2023
CRAFTY CARBON	2020-2021
CRAFTY ALLOY	2020-2023
CHASER	2020-2023
DUSK	2020-2023

PRIME	2020-2023
THUNDRA	2020-2023
CHRONO ALLOY	2019-2023
CHRONO CARBON	2019-2023
PODIRUM CARBON	2017-2020



## SAFETY AND GENERAL INSTRUCTIONS

Please, be aware that the following 3 icons may appear in this technical guide. Each one indicates to take the following precautions:

### **WARNING!**

Not keeping to the indications or following unsafe practices may result in serious injuries or even death. The tasks involve technical difficulty and if they are badly developed, they could damage your bicycle or result in a void warranty.

### **CAUTION**

Not keeping to the indications or following unsafe practices may result in light injuries. The tasks involve technical difficulty and if they are badly developed, they could damage your bicycle or result in a void warranty.

### **INFORMATION**

Information which is essential for a proper execution of the task and therefore, avoid any possible damage to your bicycle or losing the warranty, but does not involve any risk for the person.

## CONSIDERATIONS

- Using non-original spare parts may result in damage, malfunctions and accidents which may lead to severe consequences.
- Please note that to perform some of the steps described in this manual, skills beyond the average bicycle user are required. In the event of not being qualified to follow any of these steps, please take your bicycle to a Mondraker authorized technical service for maintenance and replacement of its components. The incorrect installation of spare parts can result in malfunctions, accidents, injuries, and warranty void.



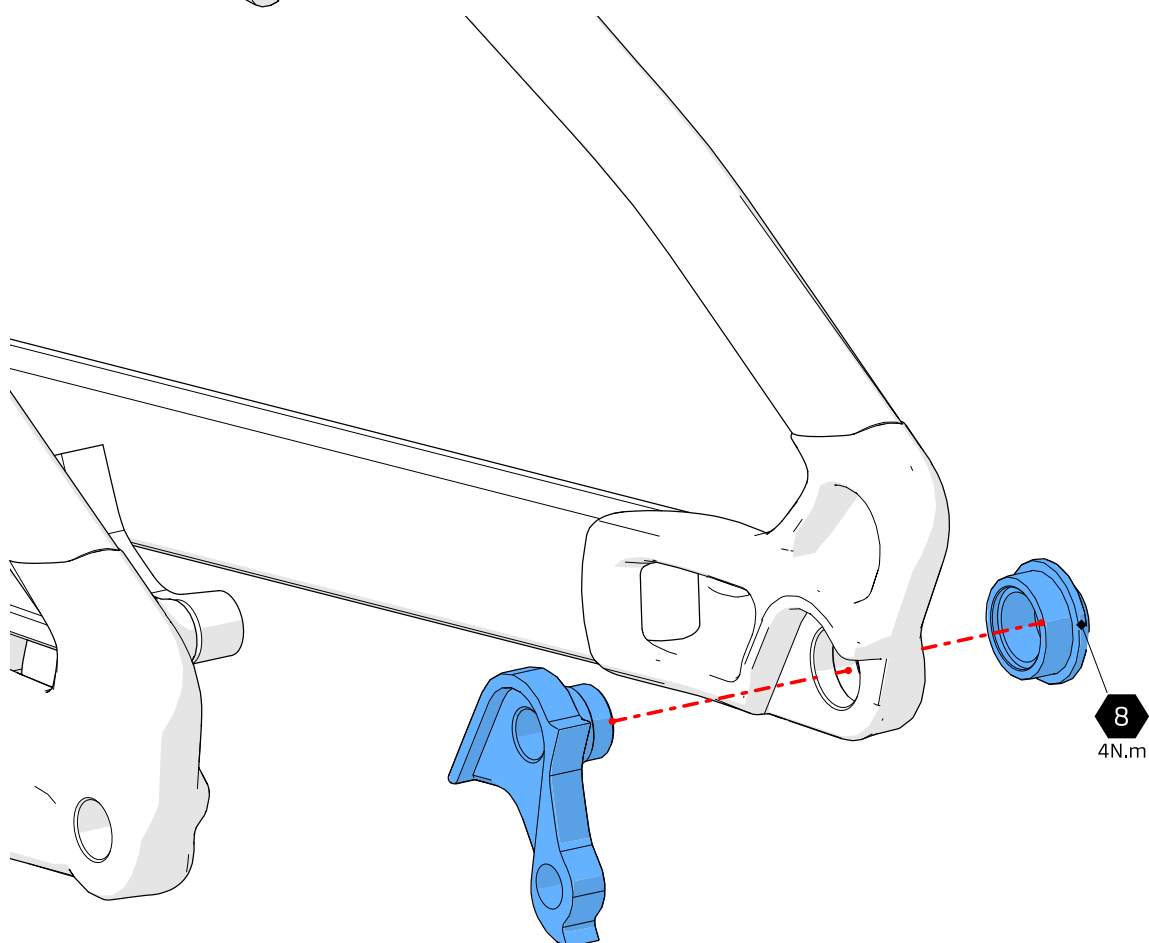
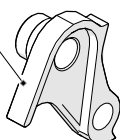
## **SET 5**

### **HANGER M068 + NUT**

TFYK-ANT-B




TCBF-HG-C





## LUBRICATION & THREAD LOCKER



## TOOLS



MEDIUM  
STRENGTH  
THREADLOCKER



SOFT-BRISTLED BRUSH



GLOVES



GREASE



NEUTRAL DEGREASER



HEX KEY 8



SAFETY GOGGLES

## TOOLS AND TIGHTENING TORQUES



PHILIPS SCREWDRIVER



TORX KEY



ALLEN KEY



SPANNER

These symbols indicate tool type and size, as well as the tightening torque in Newtons per meter, e.g.  10 N.m

## CLEANING

- Once the pieces are disassembled, it is recommended to **clean**, **grease**, and **put thread locker** (if necessary) on the components which are going to be re-used.



All information and pictures on this document are provided for information purposes only and do not constitute a legal contract between Mondraker and any person or entity. Specifications, geometries or any other technical information published are subject to change without prior notice.

© © All trademarks and models are property of Blue Factory Team, S.L.U. and are protected by current laws and applicable international agreements.